

# M Metal Mart

THE RIGHT MATERIALS FOR THE RIGHT PRICE!



**NEW!**  
Monarch  
Building Line  
Page 18

2020 PRODUCT CATALOG



THE VERSATILITY OF METAL

STRONG - ENERGY EFFICIENT - ATTRACTIVE - DURABLE

PHOTOS SHOWN WITH OPTIONS



METAL ROOFING | BUILDINGS | CARPORTS | COMPONENTS  
STEEL BUILDING MATERIALS



# TABLE OF CONTENTS

Welcome & Biography	3
<b>NEW PRODUCTS!</b>	4-5
Warranties & Coatings	6
Panel Profiles	7
Cool Roofing	8
Fastener Positions Info	9
Residential Roofing	10-11
Residential Trim	12-13
Standard Trim Profiles	14-15
Trim & Flashing	16-17
Monarch Buildings	18-19
Steel Building Diagram	20
Barndominiums	21
Structural Steel	22-23
Purlin	24
Fasteners	25
Vents & Skylights	26
Sealants & Closures	27
Insulation	28
Doors & Windows	29
Accessories	30
Tools	31
Carports	32
Hardware	33
Store Policies	34
Attention Contractors!	35
Locations & Contact Info	Back



# WELCOME TO METAL MART

*Whether your project is large or small, we appreciate your business!*

56 years ago, our parent company McElroy Metal, a third generation family owned business began manufacturing metal building components in Shreveport, Louisiana. In 1985, Metal Mart began as a retail outlet for them. The first Metal Mart location was located in Austin, Texas in a pole barn with a dirt floor. From our humble beginnings, we have grown to our current 45 locations in 5 states. Our growth is a testament to our dedicated customers and to the quality products and services that we offer.

Metal Mart offers the widest variety of metal roofing components of any retailer in the country. Whether you are looking for the highest quality or the lowest price, Metal Mart can service your needs. Our store personnel "speak metal". They understand your wants and needs, and can guide you from concept to completion.

Whether a first time do-it-yourselfer or a construction professional, need a couple of small items or multiple truck loads, Metal Mart can service your needs. Free material takeoffs and price quotes are available at all locations. The majority of our steel products are made in North America.

We offer the highest quality paint finish available in the metal industry. Kynar/Fluoropon paint is our premium paint system for our 40-year warranted panels and standard for the majority of our painted trim material.

Every Metal Mart has in-house electronic trim fabrication equipment with experienced operators for all of your trim and flashing needs for any construction application. We are the largest owner of Schechtl trim equipment in the world, and fabricate thousands of high quality trim pieces each day. Most trim orders can be completed within 24 hours and many small orders can be completed while you wait!

Monarch Metal Buildings is our company owned, pre-engineered metal building division, manufacturing high quality buildings exclusively for McElroy Metal outlets. Monarch utilizes state of the art design software for all of the buildings they fabricate. Whether a small backyard storage building, a dream house barndominium shell or a huge commercial warehouse, we can service your needs.

We have 13 manufacturing facilities located around the U.S. to supply your needs. We maintain a large in-stock inventory, stocked specifically, with the most popular items for the location's local demand. Non-stock items can be special ordered with some of the industries shortest lead times.

Just as when Metal Mart began over 3 decades ago, our goal remains the same; and that is to provide the highest quality materials, excellent customer service and affordable pricing. We appreciate your business and look forward to making your construction plans a reality.



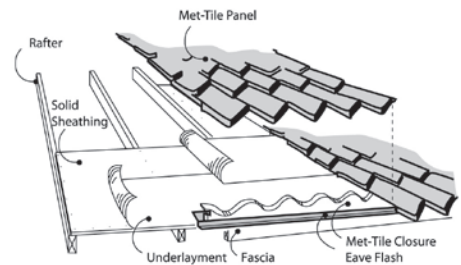


## NEW PRODUCT SPOTLIGHT

# MET-TILE ROOFING SPANISH CLAY TILE LOOK... THE VALUE OF METAL!

- Met-Tile roofing looks so much like clay or concrete tile, you may be surprised to learn it's made of metal!
- Super-strong, high-tech steel panels
- Available in 10 designer colors
- Weighs only 1.25 lb per square foot
- Safer than heavy tiles in inclement weather
- Low maintenance, long life span
- Uses an environmentally friendly, low VOC paint finish
- Made of recyclable metal for added environmental benefit

*Met-Tile is rated as a lifetime roofing system and requires little maintenance. After a number of years, panels can be recoated if desired, eliminating the need for a roof replacement.*




*Met-Tile is most often installed over solid wood decking and felt underlayment, as shown. Unlike many tile systems, no batten grid is required. Met-Tile may also be applied over open steel purlins or wood rafters.*

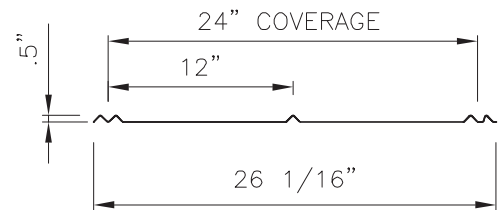
## 5V PANEL

Homeowners across the country are discovering that metal roofing not only adds value to their home but provides beauty as well. 5V panels are 24" wide and incorporate a classic design that will add beauty to any home. 5V is also commonly installed as an interior liner or accent panel.

- Minimum slope: 3:12 (with sealant)
- 5V must be installed over solid decking
- Coating:
  - Kynar 500® (PVDF)
- Substrate:
  - Standard 26 GA Galvalume®



Exposed fastener roof panel used on slopes down to 3:12. Standard panel lengths up to 40'. Please inquire for longer lengths.



**5V-CRIMP PANEL PROFILE**



**5V-CRIMP PANEL SEAM**

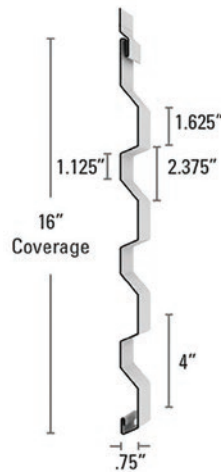


## NEW PRODUCT SPOTLIGHT

### WAVE PANEL

- Typically installed horizontally, but can be installed vertically
- Wave Fixed used for panel lengths 40' or less
- Wave Fixed has a concealed fastening flange
- Wave Floating used for panel lengths greater than 40'
- Wave Floating utilizes a clip
- Panel Width: 16"
- Coating:
  - Kynar 500® (PVDF)
- Substrate:
  - Standard 24 GA Galvalume®
  - Optional 22 GA Galvalume


If specifications call for a textured wall design without visible fasteners, the Wave Panels offer an excellent solution.



### SLIT COIL & FLAT SHEETS

LET METAL MART BE YOUR SUPPLIER FOR ALL YOUR PORTABLE ROLL FORMER PANEL COIL AND TRIM STOCK NEEDS!

- Available in standard 24 or 26 gauge. 22 gauge optional
- Coils in 20" & 22" standard width, other widths available
- Coils produced to your weight requirements
- Flats in 41-9/16" standard width, other widths available
- Variety of colors or bare Galvalume®
- Your choice of Kynar 500® (PVDF) or Silicone Modified Polyester (SMP) paint systems
- Palletized with center cores included





## WARRANTIES & COATINGS

### PAINTED KYNAR 500® PANELS

PAINTED KYNAR 500 PANELS with 40 year Limited finish Warranty


Painted Kynar 500® Panels provide the highest quality paint finish available. Kynar 500 is designed for use on applications where long term finish quality is critical.

Standard Kynar 500® paint colors include:

- Regal White
- Ivory
- Roman Blue
- Evergreen
- Copper
- Lightstone
- Surrey Beige
- Clay
- Tudor Brown
- Ash Gray
- Charcoal
- Patrician Bronze
- Autumn Red

COLOR CHARTS AVAILABLE AT YOUR LOCAL STORE.

Installation Date: June, 1994 Photo Date: April, 2000



HERE'S PROOF: Two panels of our Max-Rib with Fluoropon Tudor Brown coating, made with Kynar 500® resin, were included in a shipment of our Tudor Brown Max-Rib with Siliconized Polyester coating. Both types of panels were erected at this Belpre, Ohio jobsite in June of 1994. Immediately after installation, there was no difference in appearance.

### PAINTED SILICON POLYESTER PANELS

PAINTED SILICON POLYESTER PANELS with 30 year Limited Finish Warranty

Painted Silicon Polyester Panels are the metal building industry standard for painted panels and offer a good finish quality at an affordable price.

Standard Siliconized Polyester paint colors include:

- Brite White
- Ash Gray
- Timber Tan
- Evergreen
- Lightstone
- Autumn Red

For residential roofing or other high profile applications where long term appearance is critical, we highly recommend the use Kynar 500® painted panels.

### PAINTED COMMODITY PANELS

PAINTED COMMODITY PANELS with 5 year Limited Finish Warranty

Painted Commodity Panels are offered to our customers when price is a primary concern. The Commodity warranty protects against finish chipping, cracking and peeling, but does not cover fading.

Standard Commodity paint colors include:

- Brite White
- Timber Tan
- Lightstone
- Ash Gray
- Evergreen

### UNPAINTED GALVALUME PLUS

UNPAINTED GALVALUME PLUS with 20 Year Limited Finish Warranty

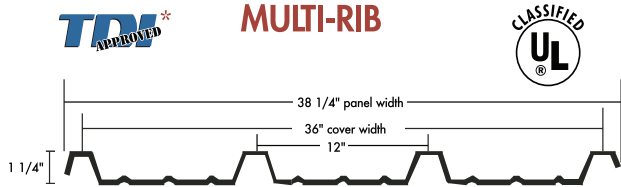
A patented alloy of barrier-resistant aluminum and corrosion-fighting zinc gives Galvalume its superior corrosion resistance. Tests have proven this alloy superior to the zinc-only coating used in regular Galvanized sheeting.

Galvalume Plus panels are designed for use in low-slope, low visibility roofing applications and will exhibit some degree of inconsistent darkening or weathering after exposure to the elements. This condition is normal and does not compromise the durability of the panel, and is not a reason for rejection or a basis for a warranty claim.

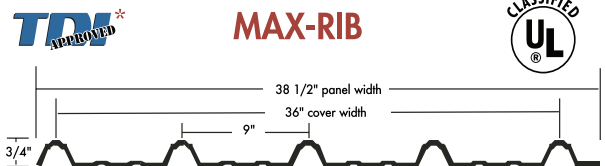
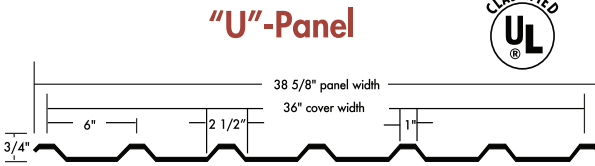
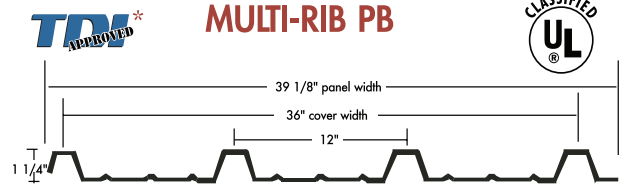
For residential roofing or other high visibility applications where long-term finish appearance is important, pre-painted Galvalume panels are recommended rather than bare, unpainted Galvalume Plus.




# METAL MART PANEL PROFILES



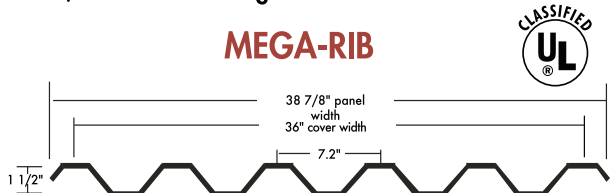
**MULTI-RIB AND MULTI-RIB PB, (Purlin Bearing)** are wall and roof panels. These profiles are used on light commercial/industrial buildings and residential roofing. Can be used on both wood and steel frame structures.



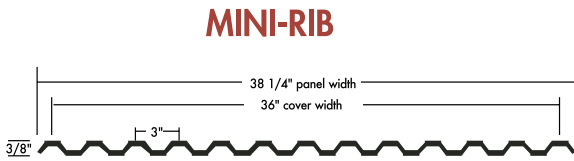
**U-Panel and MAX-RIB** are low profile, wall and roof panels. These profiles are used primarily in residential roofing, agricultural storage/maintenance facilities and light commercial/industrial buildings.



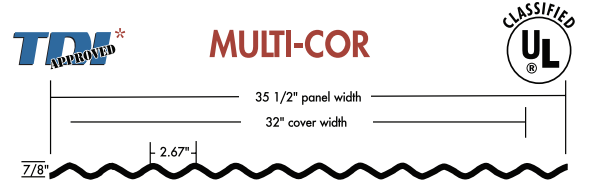
**MULTI-V** is an architectural wall panel. This panel is most commonly used on steel framed commercial/industrial buildings. Not designed for roof applications.



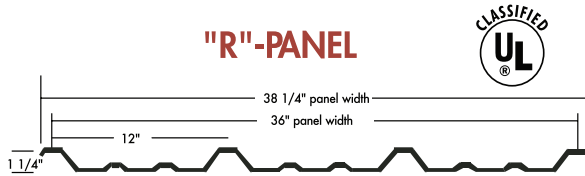
**MEGA-RIB** is a high strength panel. It is commonly used on large steel framed industrial facilities. The most common use is for roof, wall and deck applications.



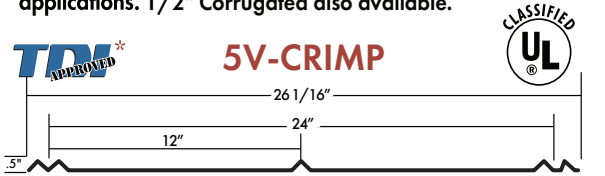
**MINI-RIB** is a low profile panel. This panel's consistent pattern makes it ideal for fascia, soffit and wall applications. Not designed for roof applications.



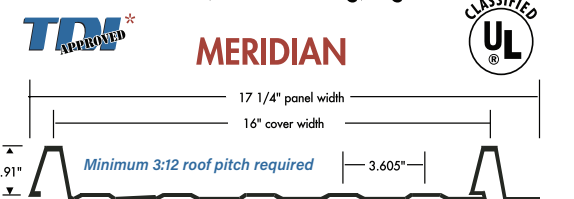
**MULTI-COR** is a panel designed for use where there are greater than normal spans and load-carrying requirements. This high strength panel works equally well in roof and wall applications. 1/2" Corrugated also available.



**R-PANEL** is a common metal building industry profile and is used both for roof and wall applications. Also available with PB (Purlin Bearing) leg.



**5V-CRIMP** incorporates a classic design that is a popular choice for residential roofing. It should be installed over a solid deck and with a minimum 3:12 pitch (with sealant). 5V is also commonly installed as an interior liner or accent panel.



**MERIDIAN** is an economical, snap-together, concealed fastener roofing panel. Meridian is ideal for residential and light commercial applications.



**MEDALLION-LOK** captures the beauty of a standing seam roof. Adding curb appeal to any project, the narrow 1.75" tall standing seam creates clean lines. Medallion-Lok features hidden clips and a snap-together seam.

Numerous other panel profiles available. Contact your local Store Manager for details.

\*Panels are Approved by the Texas Department of Insurance for Coastal Windstorm Applications.



# GOING GREEN WITH COOL ROOFING

## METAL ROOFING - COOL AND SUSTAINABLE

Builders and architects are changing the way they select building materials and design for energy performance. The roof can have the greatest impact on the energy use of a building. All of Metal Mart's Kynar 500® and Silicon Polyester Finishes qualify as a recognized cool roof product.



Buildings consume 1/3 of all energy and 2/3 of all electricity generated. Cool roofs can help reduce energy consumption by lowering cooling loads. Lightly colored, more reflective roofs save up to 40% in cooling energy, as reported by the Heat Island Group of Lawrence Berkeley National Laboratory.



Highly emissive roofs can lower urban air temperatures, thereby benefiting the environment by reducing smog formation.



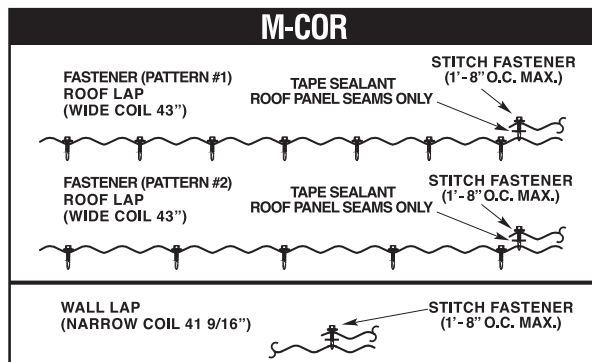
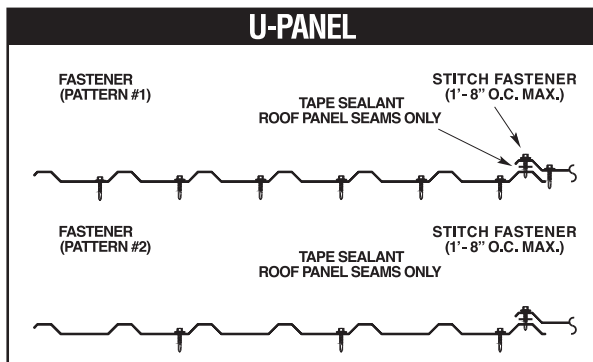
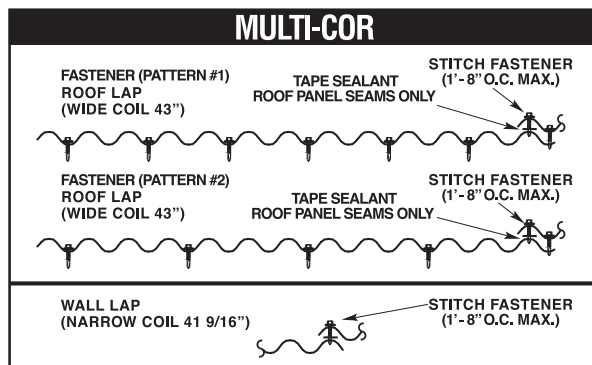
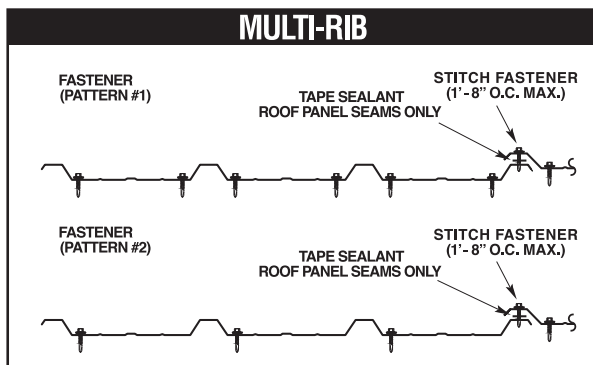
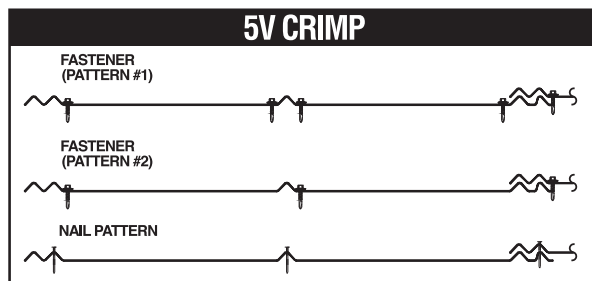
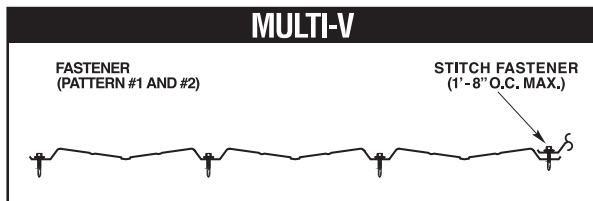
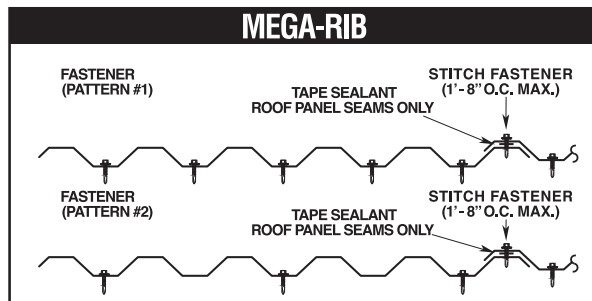
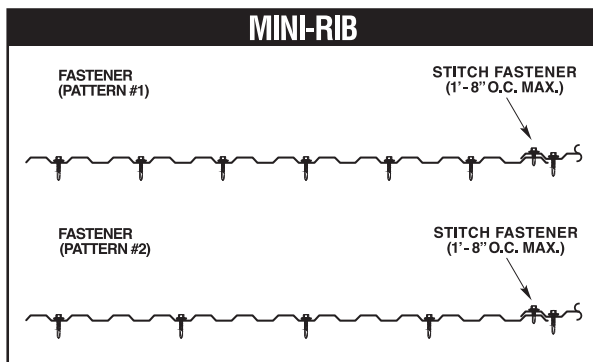
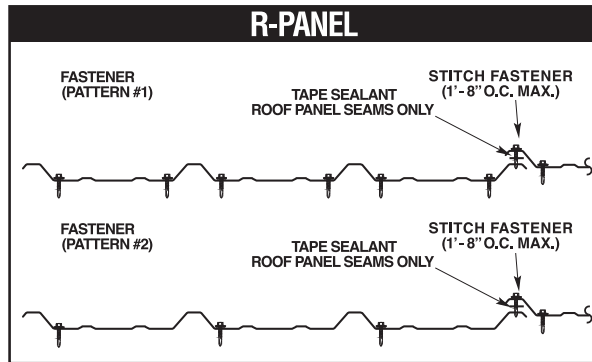
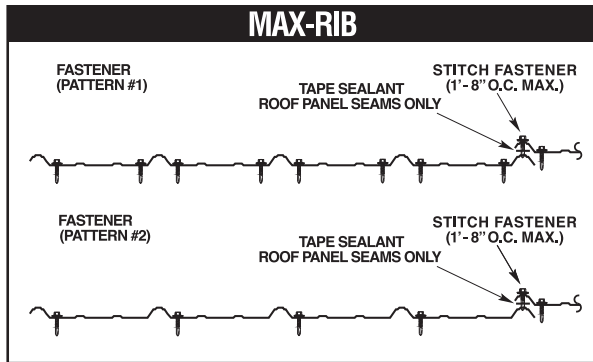
Metal roofing has many attractive features. Its architectural appeal, texture, color, flexibility and durability make it popular for residential and commercial projects, both in low-slope and steep-slope applications.



Metal roofing and its finishes are inert, safe materials that don't pose a health risk. Metal roofing is tested for wind, fire and hail resistance, and is listed with various building codes and entities. Its non-combustibility can reduce the spread of fire in and among buildings.



# FASTENER POSITIONS LAPPING INFORMATION



# RESIDENTIAL STEEL ROOFING

## FEATURES AND BENEFITS

### *Variety of profiles & colors available*

Metal Mart offers a variety of appealing paint colors with finish warranties up to 40 years and with a variety of panel profiles to fit any application.

### *Easily installed over existing roofing*

Metal Mart steel roofing can often be installed over existing roofing materials. Check your local building codes for compliance.

### *Composed of recycled materials and is recyclable*

Metal Mart steel roofing is manufactured from recycled materials and it can be recycled once its life cycle has been completed.

### *Lower life cycle costs*

Metal Mart steel roofing provides unmatched longevity which results in lower cost roofing when compared to other roofing materials.

### *Reflects most of the sun's rays & cools more quickly than other roofing materials*

Metal Mart steel roofing reflects, rather than absorbs the sun's rays which results in a cooler and more energy efficient home.

### *Fire resistant*

Metal Mart steel roofing provides protection from wind-blown fire embers.

### *Hail resistant*

Metal Mart steel roofing is so resistant to structural hail damage, that all of our roofing profiles conform to the stringent UL 2218 test criteria, which provides Texas homeowners with insurance discounts of up to 35%.

### *Lightweight but durable*

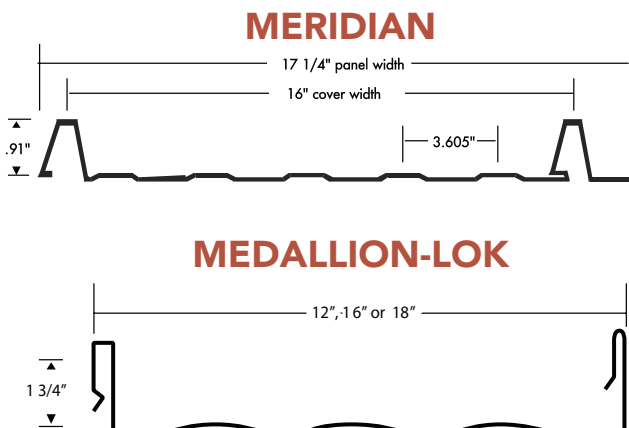
Metal Mart steel roofing is much lighter than other roofing materials, but because it is constructed of steel, it is much stronger and more durable.



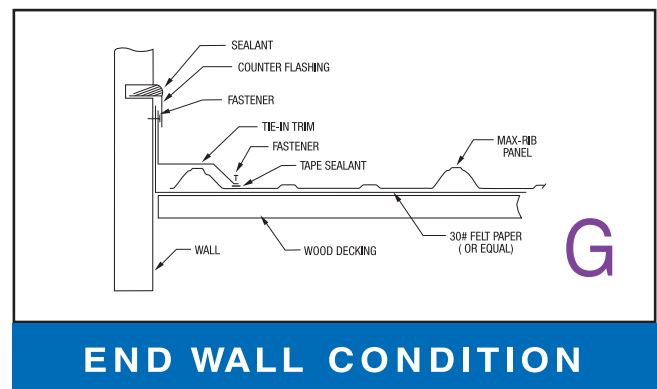
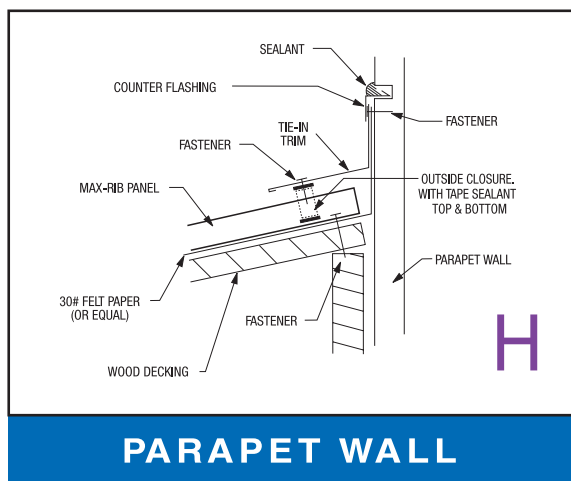
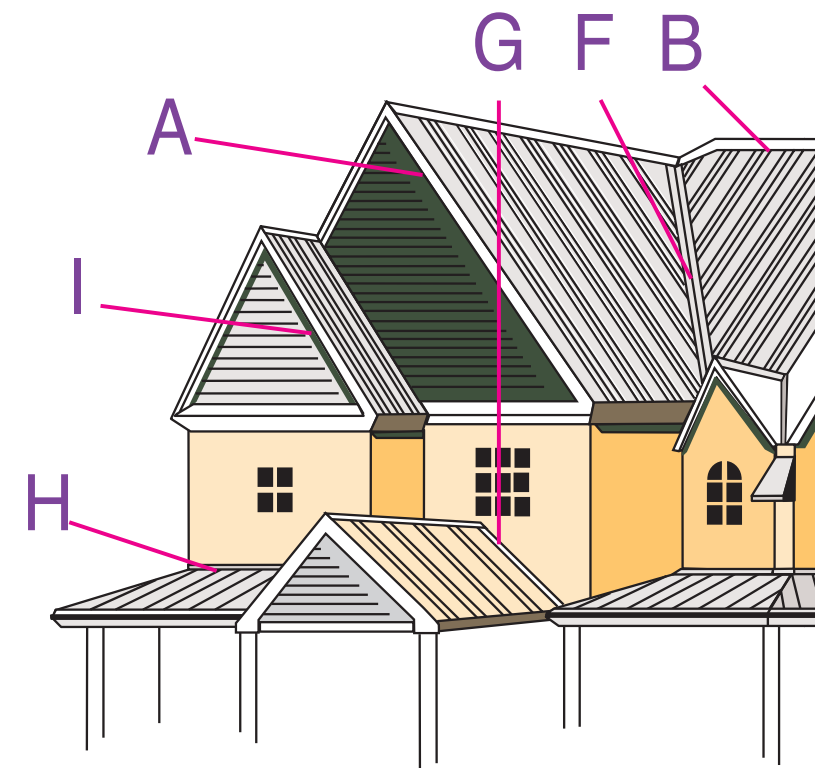
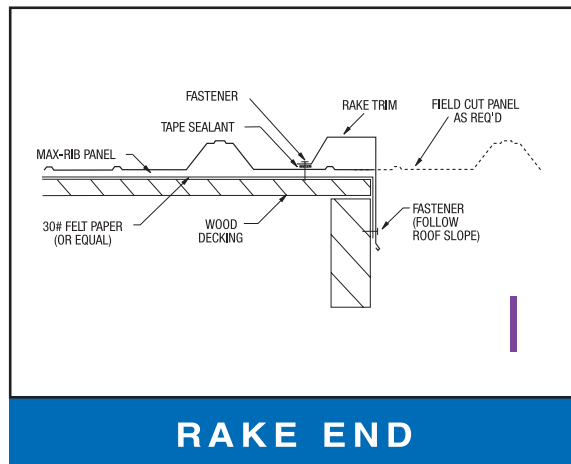
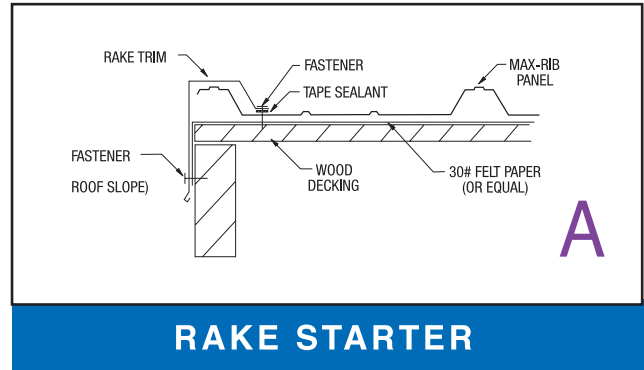
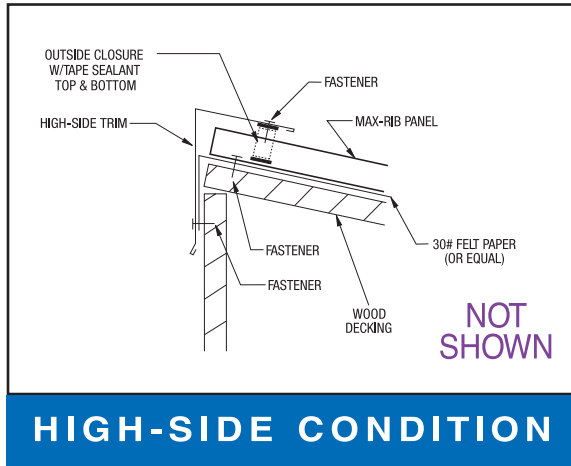
# STANDING SEAM ROOFING

## METAL MART NOW OFFERS TWO AFFORDABLE STANDING SEAM ROOF SYSTEMS WITH SNAP-TOGETHER, CONCEALED FASTENER DESIGN

- Concealed fastener for improved appearance and performance
- Now available with factory eave notching for easy installation
- Aesthetically pleasing while designed for high performance
- The classic look and ease of an interlocking system
- Hail and fire resistant
- 16" cover width
- Energy efficient
- Up to 40 year limited finish warranty
- Available in Kynar colors or Galvalume
- Strengthened with minor ribs or striations to reduce the wavy effect of look-alike designs
- Minimum 3:12 roof pitch required

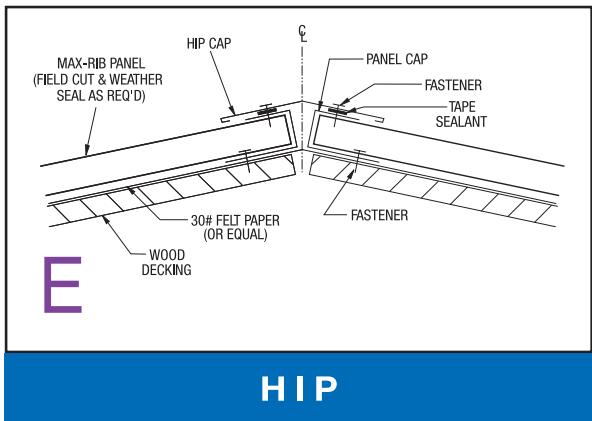
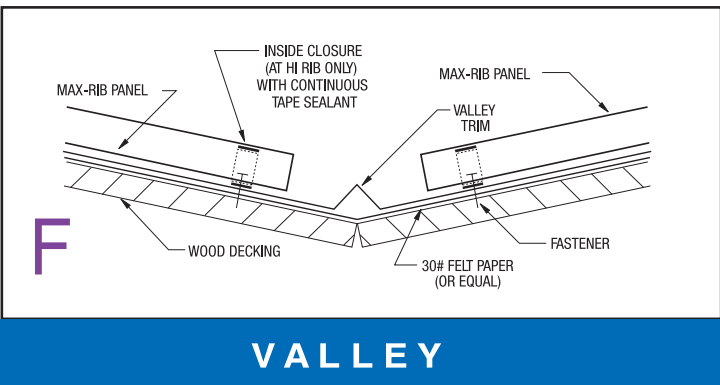
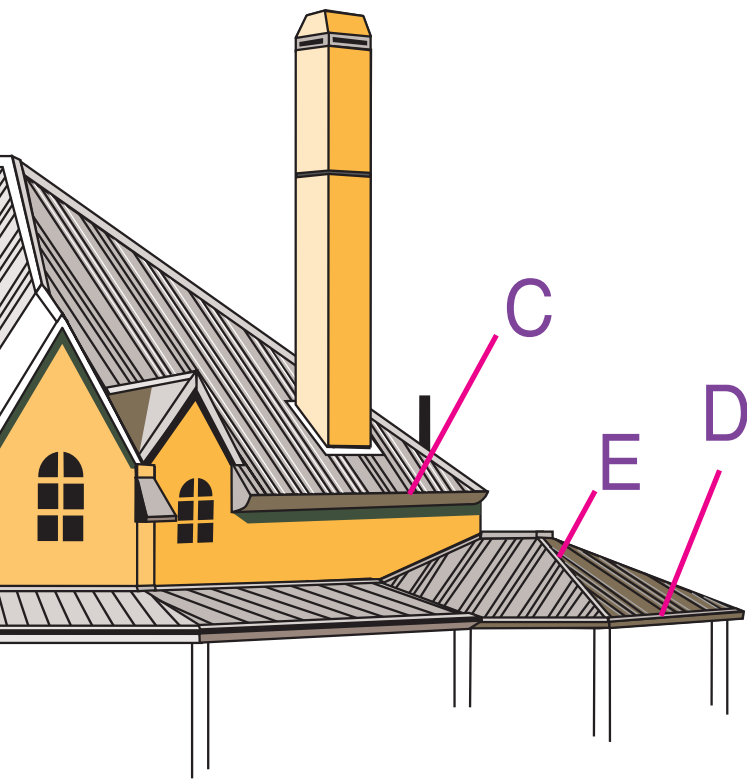
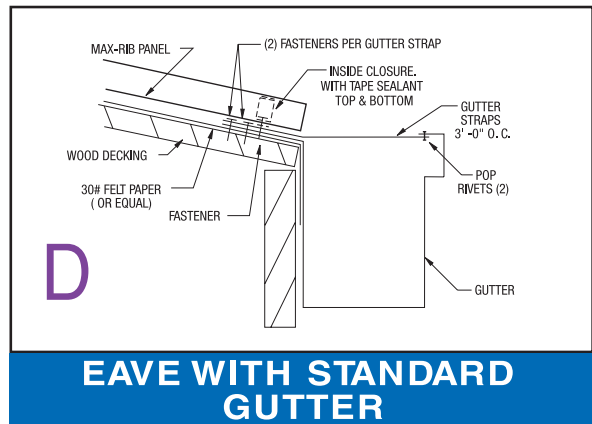
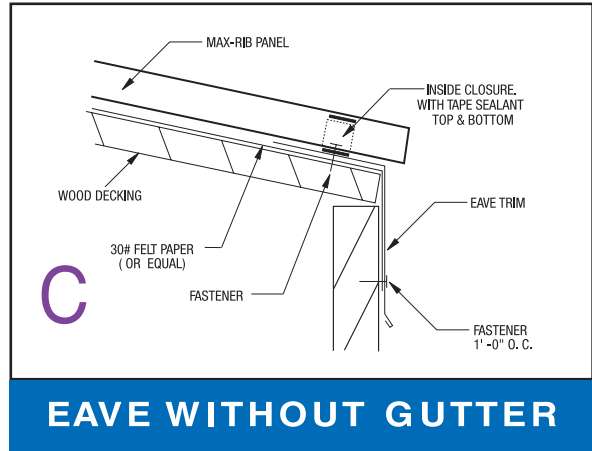
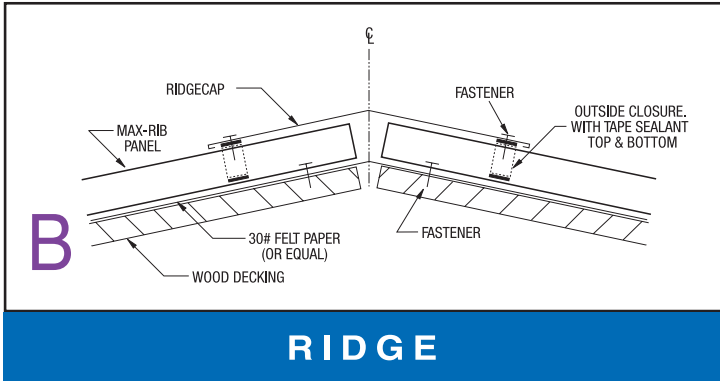


# RESIDENTIAL TRIM DIAGRAM



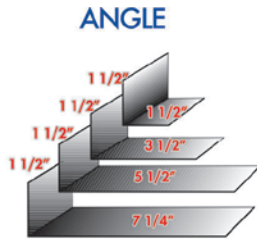


# TYPICAL DETAILS

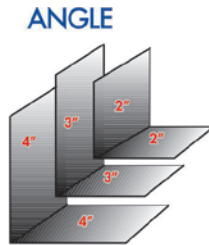


**NOTE:** Illustrations shown represent examples of trim details and designs. Actual details may vary according to geographic location and/or contractor preference.

# 10' STANDARD TRIM PROFILES



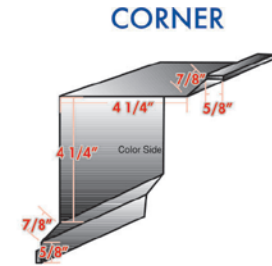
**ANGLE**  
 1 1/2" x 1 1/2" PA15  
 1 1/2" x 3 1/2" PA35  
 1 1/2" x 5 1/2" PA55  
 1 1/2" x 7 1/4" PA7Q



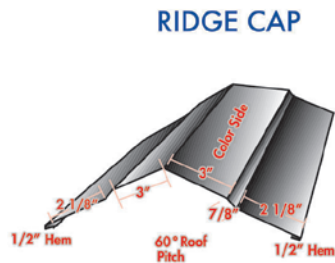
**ANGLE**  
 2" x 2" PA22  
 3" x 3" PA33  
 4" x 4" PA44



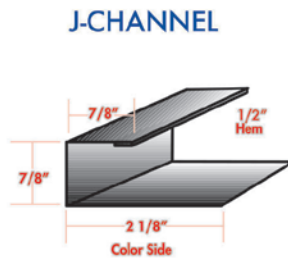
**OUTSIDE CORNER**  
 P-OC10



**INSIDE CORNER**  
 P-IC10



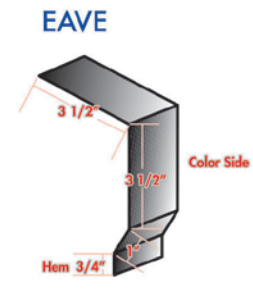
**RIDGE CAP**  
 P-RC13



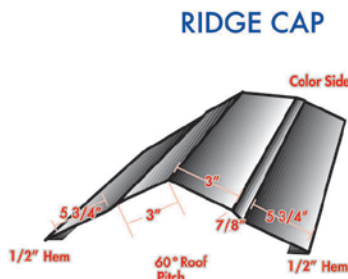
**J-CHANNEL**  
 P-JC10



**DOOR TRACK COVER**  
 PFDTGCB



**EAVE FLASHING**  
 P-EF



**RIDGE CAP**  
 P-RC20



**VALLEY**  
 R-VF10



**RAKE TRIM**  
 RFRTML



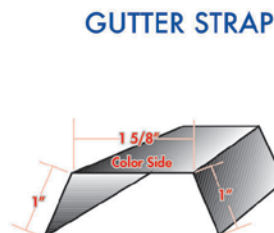
**RAKE TRIM**  
 RFRTMX



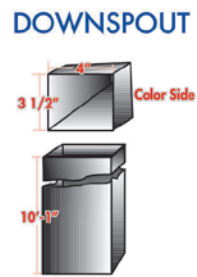
**STANDARD**  
 ITS10



**STANDARD**  
 ITS10



**GUTTER STRAP**  
 IT-GS



**w/o KICK-OUT**  
 ITDS10

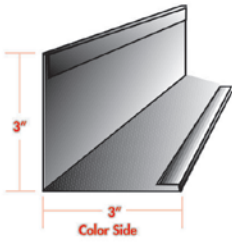
Dimensions are approximate. All Metal Mart trim is manufactured from 26 gauge Ultra Prime Kynar or Prime Silicone Polyester material and is available in all standard panel finishes.

Long length trim up to 20' available by special order



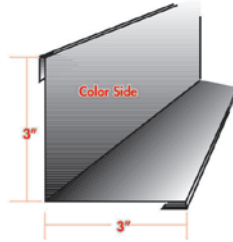
# 10' STANDARD TRIM PROFILES

## ANGLE TRIM



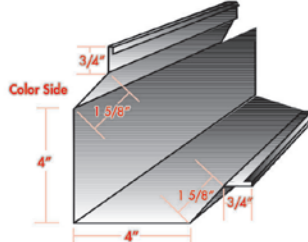
OUTSIDE ANGLE TRIM  
ITOA10

## ANGLE TRIM



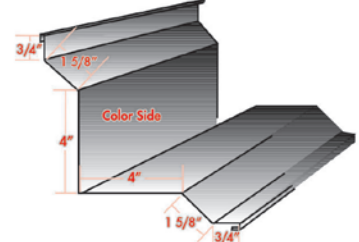
INSIDE ANGLE TRIM  
ITIA10

## CORNER



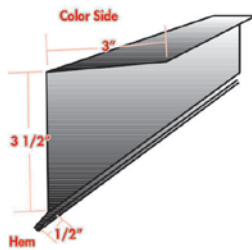
OUTSIDE CORNER  
ITOC10

## CORNER



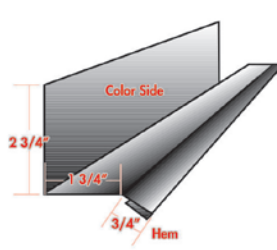
INSIDE CORNER  
ITIC10

## EAVE TRIM



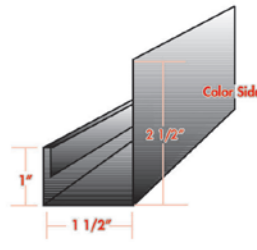
STANDARD EAVE TRIM  
ITET10

## SIMPLE BASE



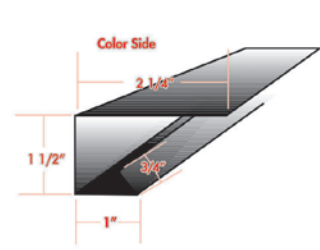
SIMPLE BASE AND DRIP  
ITBD10

## HEAD TRIM



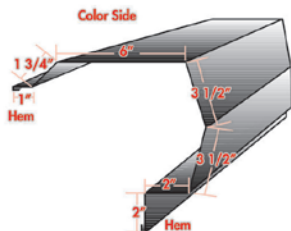
HEAD TRIM  
ITHT10

## JAMB TRIM



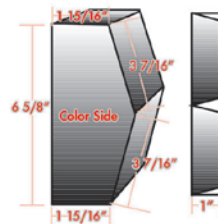
JAMB TRIM  
ITJT10

## RAKE TRIM



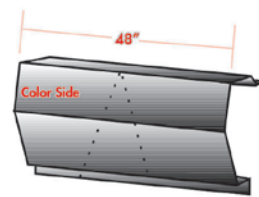
RAKE TRIM  
ITRT10

## RAKE END CLOSURE



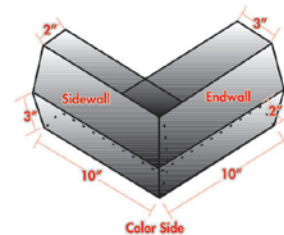
CLOSURE (SPLICE TO  
END OF RAKE TRIM)  
IT-RTC

## PEAK BOX



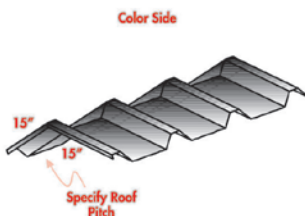
VARIABLE  
IT-PBV

## CORNER BOX



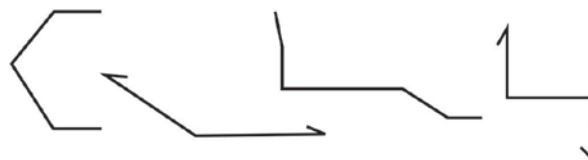
OUTSIDE  
Specify Right or Left Hand  
Available in 1:12 pitch only  
IT-OCB

## FORMED RIDGE CAP




## CUSTOM TRIM PROFILES

On-site custom trim fabrication available at most stores.



## PEAK BOX



Dimensions are approximate. All Metal Mart trim is manufactured from 26 gauge Ultra Prime Kynar or Prime Silicone Polyester material and is available in all standard panel finishes.

Long length trim up to 20' available by special order

# CUSTOM TRIM & FLASHING

## ATTENTION ROOFING CONTRACTORS!



- EAVE ANGLES
- VALLEY
- WALL COPINGS
- CHIMNEY FLASHING
- STUCCO GUARD
- GRAVEL STOP
- CUSTOM GUTTER
- CUSTOM DOWNSPOUTS
- SNOW STOP





## CUSTOM TRIM & FLASHING

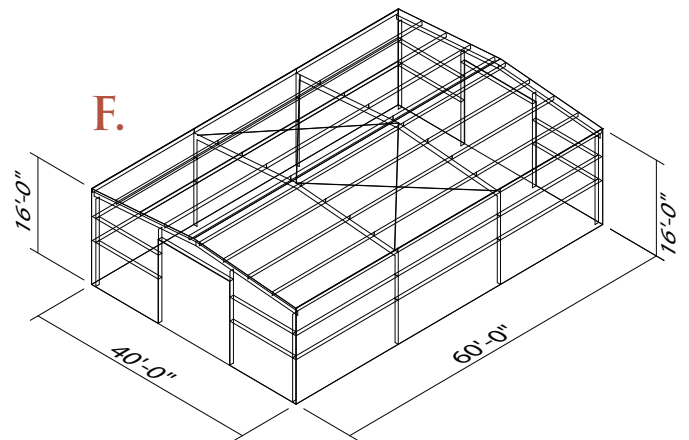
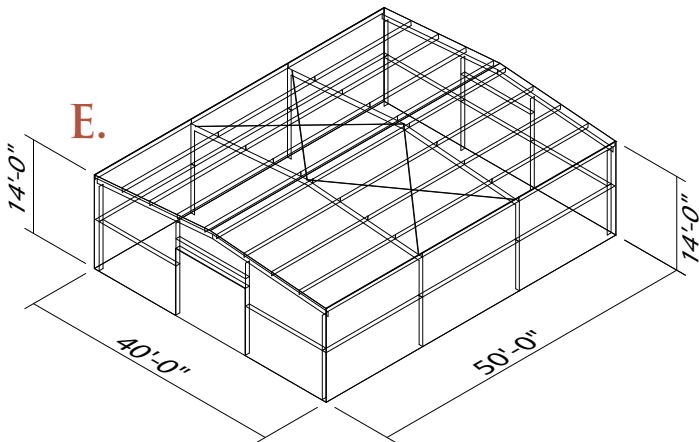
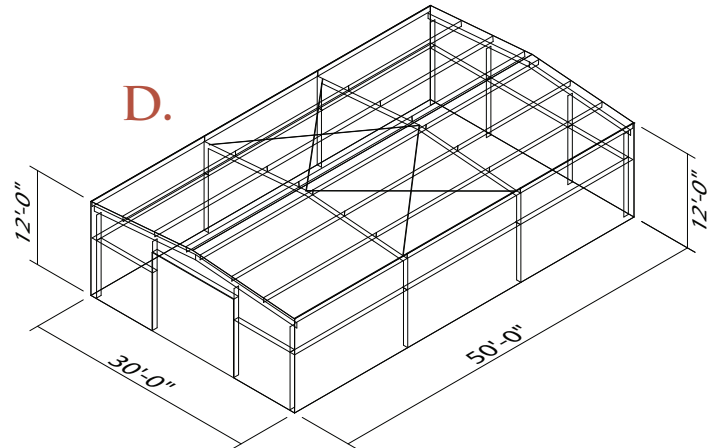
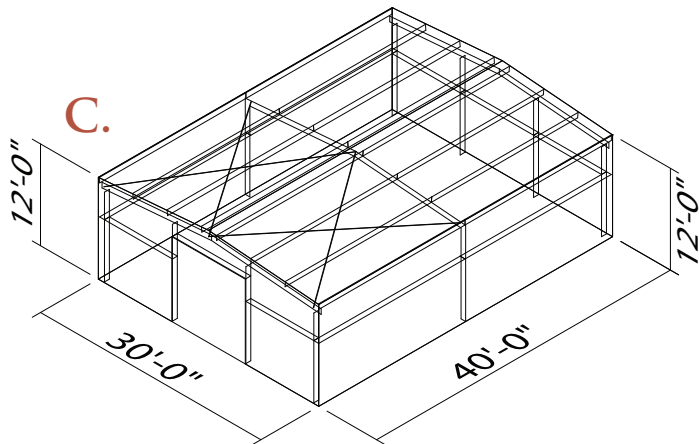
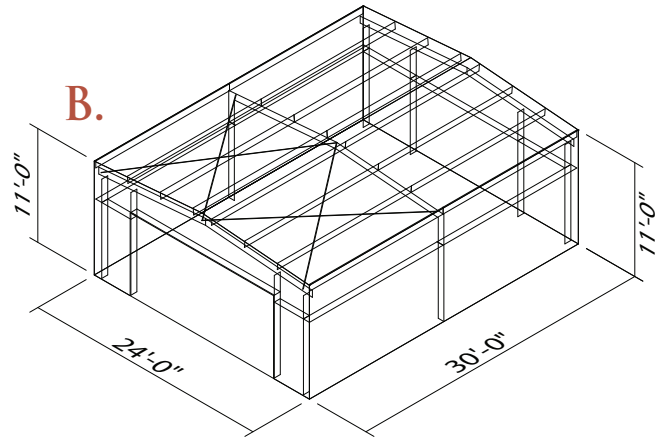
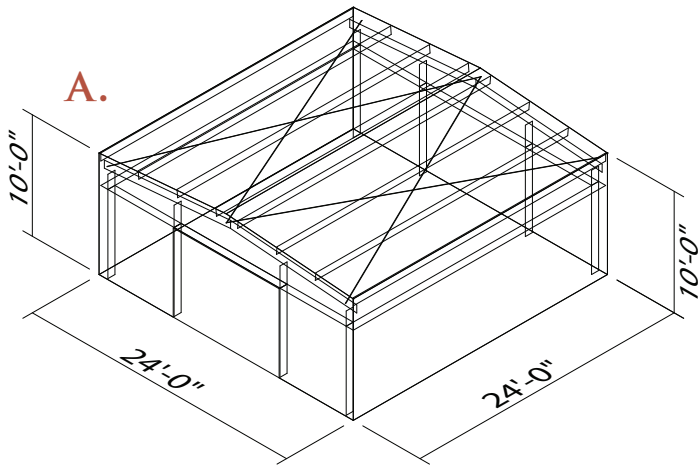
METAL MART NOW OFFERS CUSTOM TRIM AND FLASHING FOR ANY TYPE OF ROOFING SYSTEM!



We offer the latest in electronic trim fabrication equipment and can provide you with numerous paint finishes or bare galvalume. Bring us your designs and we will build it to your specifications with a very short lead time, usually 24 hours or less.



# MONARCH STANDARD BUILDINGS





# MONARCH STANDARD BUILDINGS



	SIZE	DESIGN	CODE	LOADS LIVE	SNOW	WIND	FRAMED OPENING SIZE
A	24' X 24' X 10'	STANDARD	IBC 15	20	20	115	10'x7'-4"
A	24' X 24' X 10'	SNOW	IBC 15	20	30	130	10'x7'-4"
A	24' X 24' X 10'	HIGH WIND	IBC 15	20	10	150	10'x7'-4"
B	24' X 30' X 11'	STANDARD	IBC 15	20	20	115	16'x8'
B	24' X 30' X 11'	SNOW	IBC 15	20	30	130	16'x8'
B	24' X 30' X 11'	HIGH WIND	IBC 15	20	10	150	16'x8'
C	30' X 40' X 12'	STANDARD	IBC 15	20	20	115	10'x10'
C	30' X 40' X 12'	SNOW	IBC 15	20	30	130	10'x10'
C	30' X 40' X 12'	HIGH WIND	IBC 15	20	10	150	10'x10'
D	30' X 50' X 12'	STANDARD	IBC 15	20	20	115	12'x10'
D	30' X 50' X 12'	SNOW	IBC 15	20	30	130	12'x10'
D	30' X 50' X 12'	HIGH WIND	IBC 15	20	10	150	12'x10'
E	40' X 50' X 14'	STANDARD	IBC 15	20	20	115	12'x12'
E	40' X 50' X 14'	SNOW	IBC 15	20	30	130	12'x12'
E	40' X 50' X 14'	HIGH WIND	IBC 15	20	10	150	12'x12'
F	40' X 60' X 16'	STANDARD	IBC 15	20	20	115	(2) 14'x14'
F	40' X 60' X 16'	SNOW	IBC 15	20	30	130	(2) 14'x14'
F	40' X 60' X 16'	HIGH WIND	IBC 15	20	10	150	(2) 14'x14'

## BUILDING FEATURES:

- 1:12 Roof pitch
- Bolt together frame
- 8" Rigid Frame Straight Columns combined with flush cee girts allow for flush walls ready to finish out
- Welded clips on end wall connections
- No loose connection plates (except @ door header)
- R-Panel-PB 26 GA Galvalume plus roof w/ 20-year warranty
- R-Panel 26 GA sil-poly painted walls w/30-year warranty
- Standard trim package (header, jamb, eave, base, O.C., gable and ridge cap)
- 1 framed opening centered on end wall (door not included)
- 40' x 60' x 16' has two framed openings (one in each end wall)
- Includes anchor bolt plans and full erection drawings

## DOES NOT INCLUDE:

- Delivery to job site
- Anchor bolts
- Gutter and downspouts
- Roll-up doors, walk door, windows
- Insulation
- Engineering seal on drawings
- Items listed above can be added for an additional charge by your metal mart store on final quote

## ADDITIONAL SIZES & OPTIONS:

Monarch offers buildings in non-standard sizes. Clear span gable roof buildings up to 100' wide, single slope up to 60' wide, main frame spacings up to 30', eave height up to 30', end wall frame bay spacings up to 20', roof pitches up to 6:12, lean-to roofs & enclosures, eave extensions up to 10' free standing & gable overhangs up to 5' free standing.

## CODE AND LOAD:

Buildings are designed to the building codes and loads listed. It is the responsibility of the customer to determine if the products supplied by Metal Mart are in accordance with the building codes and loads required. Please contact your local permitting office for specific requirements.

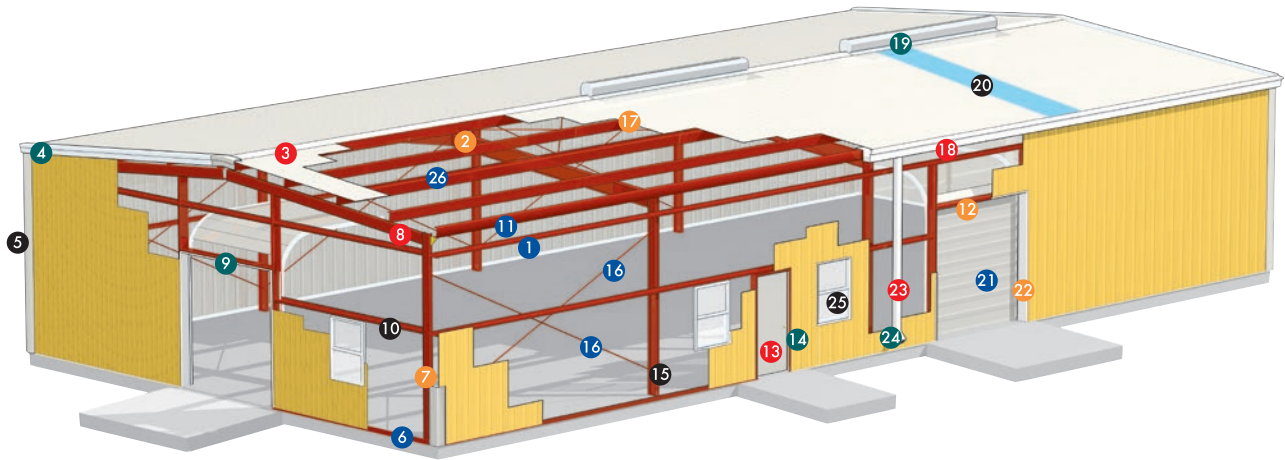
## BUILDING OCCUPANCY:

Buildings are designed as risk category II

## NOTE:

These are kits intended to satisfy the fastest lead time requirements and to offer our most competitive prices. Many other sizes and options are available. An engineer's seal is also available on any building for an additional \$200 fee.

# STEEL BUILDING DIAGRAM



<b>Side Wall Girt</b> .....	<b>1</b>
<b>Main Rafter</b> .....	<b>2</b>
<b>Formed Ridge Cap</b> .....	<b>3</b>
<b>Rake Trim</b> .....	<b>4</b>
<b>Outside Corner Trim</b> .....	<b>5</b>
<b>Base Angle</b> .....	<b>6</b>
<b>End Wall Column</b> .....	<b>7</b>
<b>End Wall Rafter</b> .....	<b>8</b>
<b>Header Trim</b> .....	<b>9</b>
<b>End Wall Girt</b> .....	<b>10</b>
<b>Eave Strut</b> .....	<b>11</b>
<b>Door Header</b> .....	<b>12</b>
<b>Walk Door</b> .....	<b>13</b>
<b>Jamb Trim</b> .....	<b>14</b>
<b>Main Column</b> .....	<b>15</b>
<b>Cable Bracing</b> .....	<b>16</b>
<b>Insulation</b> .....	<b>17</b>
<b>Gutter Eave Trim</b> .....	<b>18</b>
<b>Ridge Vent</b> .....	<b>19</b>
<b>Skylight</b> .....	<b>20</b>
<b>Roll-Up Door</b> .....	<b>21</b>
<b>Door Jamb</b> .....	<b>22</b>
<b>Downspout</b> .....	<b>23</b>
<b>Downspout Elbow</b> .....	<b>24</b>
<b>Window</b> .....	<b>25</b>
<b>Roof Purlin</b> .....	<b>26</b>

# BARNDOMINIUMS & STEEL RESIDENTIAL SOLUTIONS



## METAL MART KNOWS BARNDOMINIUMS!

- Selling metal home shells for over 30 years
- Quicker and cheaper dry-in
- Energy efficient
- Weld together or bolt together framing available
- Your choice of width, height & roof pitch
- Combine living and shop/storage space in one structure
- Clearspan construction allows open and flexible floor plans
- All steel shell construction provides greater strength and is storm and insect resistant
- Class 4 hail resistant roof with insurance premium savings
- Virtually maintenance free roof, walls and trim
- Large selection of panel profiles & colors with finish warranties of up to 40 years
- Energy efficient cool paint pigment reduces heat transfer from roof into attic
- Multiple insulation options
- Made of recycled materials and is recyclable at the end of its life
- We supply the shell structure and you can finish to your floor plan specifications

*Check local building codes before ordering.*



## STRUCTURAL STEEL\*

### CONCRETE ANCHOR PLATES: J-RODS DRILLED & PLUG WELDED - MILL FINISH

Size	Stud(#)/Size/Length	Plate Thickness
6" x 6"	(4) @ 1/2" x 5" x 2"	3/8"
6" x 10"	(4) @ 1/2" x 5" x 2"	3/8"
6" x 12"	(6) @ 1/2" x 5" x 2"	3/8"
8" x 8"	(4) @ 1/2" x 5" x 2"	3/8"
8" x 12"	(6) @ 1/2" x 5" x 2"	3/8"
10" x 10"	(4) @ 1/2" x 5" x 2"	3/8"



### PUNCHED BASE PLATES: MILL FINISH

Size	Hole #/Size	Thickness
6" x 6"	4 @ 9/16"	1/4"
8" x 8"	4 @ 9/16"	1/4"
8" x 8"	4 @ 13/16"	1/2"
12" x 12"	4 @ 13/16"	1/2"
10" x 10"	4 @ 13/16"	3/4"
12" x 12"	4 @ 13/16"	3/4"



### STRUCTURAL ANGLE: MILL FINISH

Size	Thickness	Lengths
1-1/2" x 1-1/2"	1/8", 3/16"	20'
2" x 2"	1/8", 3/16"	20'
3" x 3"	3/16"	20'



Other sizes and lengths available. Contact your local store for details.

### ROUND TUBING MILL FINISH


Size	Thickness	Lengths
2-3/8"	.120"	21', 24', 32'
2-7/8"	.145"	21', 24', 32'

Numerous other sizes and thicknesses available.



### GALVANIZED HAT SECTION

Size	Thickness	Lengths
1-3/4" x 1-1/2"	20 ga.	20'



Special pricing available on bundle and truck load quantities. Other sizes and lengths available. Contact your local store for details. \*All items are not available in every location.

# STRUCTURAL STEEL\*

## SQUARE & RECTANGULAR TUBING: RED OXIDE PRIMED



Size	Gauge	Length
1/2" x 1/2" Square	16	20', 24'
3/4" x 3/4" Square	16, 14	20', 24'
1" x 1" Square	16, 14	20', 24'
1-1/4" x 1-1/4" Square	16, 14	20', 24'
1-1/2" x 1-1/2" Square	14	20', 24'
2" x 2" Square	16, 14, 11	20', 24'
3" x 3" Square	14, 11	20', 24'
4" x 4" Square	14, 11	20', 24'
1" x 2" Rectangular	14	20', 24'
1-1/2" x 3" Rectangular	14	20', 24'
2" x 3" Rectangular	14	20', 24'
2" x 4" Rectangular	14	20', 24'
2" x 6" Rectangular	14, 11	20', 24'

Other sizes, gauges, lengths and finishes available. Contact your local store for details.

## STEEL TUBING TRUSSES



Widths / Frame Type	Pitch
12' Steel Tubing	2/12 or 3/12
20' Steel Tubing	2/12 or 3/12
24' Steel Tubing	2/12 or 3/12
30' Steel Tubing	2/12 or 3/12
40' Steel Tubing	2/12 or 3/12

## WIDE FLANGE BEAM: MILL FINISH



Size	Weight/Size	Lengths
6" x 4"	9#	40'
8" x 4"	10#	40'
10" x 4"	12#	40'
12" x 4"	14#	40'

Other sizes and lengths available. Contact your local store for details.



## HORSE STALL CHANNEL


Size	Length
1-5/8" x 1-5/8" x 16 ga. Primed	8', 12'

Import tubing and purlin available in Galvanized Finish. Special pricing available on bundle and truck load quantities. Other sizes and lengths available. Contact your local store for details. \*All items are not available in every location.

# PURLIN

## IMPORT CEE PURLIN

Size	Gauge	Lengths	Finishes
3" X 1-1/2"	14	20', 25', 30'	Red Oxide Primed
4" X 1-1/2"	14	20', 25', 30'	Red Oxide Primed
4" X 2"	14	20', 25', 30'	Red Oxide Primed, Galvanized
6" X 2"	14	20', 25', 30'	Red Oxide Primed, Galvanized
8" X 2-1/2"	14	20', 25', 30'	Red Oxide Primed, Galvanized
10" X 2-3/4"	14	20', 25', 30'	Red Oxide Primed
12" x 3"	14	20', 25', 30'	Red Oxide Primed



## IMPORT ZEE PURLIN

Size	Gauge	Lengths
4" x 2"	14	21', 26'
6" x 2"	14	21', 26'
8" x 2-1/2"	14	21', 26'



## ENGINEERED PURLIN

METAL MART offers a complete line of engineered purlin material •Available in Cee or Zee shape  
 •Red Oxide Primed or Galvanized •16, 14 or 12 gauge •Sizes from 4" up to 12" •Flange widths of 1-1/2" up to 4"  
 •Cut to your specified lengths •Hole punching available •Load tables available for all engineered purlin

## EAVE STRUTS

Size	Gauge	Finishes	Lengths
6" x 4"	16, 14, 12	Red Oxide Primed, Galvanized	Up to 30'
8" x 4"	16, 14, 12	Red Oxide Primed, Galvanized	Up to 30'
10" x 4"	16, 14, 12	Red Oxide Primed, Galvanized	Up to 30'
12" x 4"	16, 14, 12	Red Oxide Primed, Galvanized	Up to 30'



Not a stock item. Special order only.


## PURLIN CLIPS: MILL FINISH

Size	Thickness
3" x 5" Flat Blank	10 Gauge
5" x 7" Flat Blank	3/16"



## RECEIVER CHANNEL: RED OXIDE PRIME

Size	Gauge	Lengths
4-3/16" x 2"	14	20', 25', 30'
6-3/16" x 2"	14	20', 25', 30'
8-3/16" x 2-1/2"	14	20', 25', 30'



## BASE / RAKE ANGLE RED OXIDE PRIME

Size	Gauge	Lengths
2" x 2"	14	20', 25'
3" x 2"	14	20', 25'
4" x 2"	14	20', 25'



Import cee, zee, angle and eave struts available in Galvanized Finish. Special pricing available on bundle and truck load quantities. Other sizes and lengths available. Contact your local store for details. \*All items are not available in every location.



# FASTENERS

## SELF DRILLING FASTENERS\*



### DESCRIPTION

#12-14 x 3/4"  
 #12-14 x 1"  
 #12-14 x 1 1/2"  
 #12-14 x 2"  
  
 1/4" x 14 x 3/4"  
 1/4" x 14 x 1 1/2"  
 1/4" x 14 x 2"  
  
 #12-24 x 1 1/4"  
  
 #10-16 x 1 13/16"  
 #12-24 x 2 1/2"

### HEAD SIZE

5/16"  
 5/16"  
 5/16"  
 5/16"  
  
 3/8"  
 3/8"  
 3/8"  
  
 5/16"  
  
 Phillips

### APPLICATION

Fasten sheeting to structural up to and including 12 gauge.  
  
 Fasten sheeting to structural up to 1/4" thick.  
  
 Heavy applications to 3/8" thick.  
  
 Attaches wood to steel framing. Unpainted only.

## LAP FASTENERS\*



#14 x 7/8"  
 #12 x 3/4"

5/16"  
 1/4"

Fasten sheeting laps and trim.

## WOOD FASTENERS\*



#9 x 1"  
 #9 x 1 1/2"  
 #9 x 2"  
 #9 x 2 1/2"  
 #9 x 3"

1/4"  
 1/4"  
 1/4"  
 1/4"  
 1/4"

Fasten sheeting to wood purlin, girt or decking.

## PANCAKE FASTENERS



#10-16 x 1"  
 #12-14 x 1"  
  
 #10-12 x 1"  
 #12-11 x 1"

#2 PSD  
 #2 PSD  
  
 #2 PSD  
 #2 PSD

Attaches low profile architectural metal roofing to purlin.

Attaches low profile architectural metal roofing to wood structure.

## POP RIVETS\*



1/8" Diameter x 1/4" Reach

For connecting trim splices.

## CONCRETE ANCHORS



1/4" x 1 1/4" Pin Drive Anchor  
 3/8" x 3 3/4" Wedge Drive Anchor  
 1/2" x 3 3/4" Wedge Drive Anchor  
 1/2" x 4 1/4" Wedge Drive Anchor  
 3/4" x 5 1/2" Wedge Drive Anchor

Attaches steel to concrete.

\*AVAILABLE IN ALL STANDARD PANEL COLORS. SOLD IN 100 COUNT BAGS.

## VENTS & SKYLIGHTS

### CONTINUOUS RIDGE VENTS



**9" Throat with bird screen & damper.  
Finishes include:  
Galvalume & White.**

**12" Throat with bird screen & damper.  
Finishes include Galvalume & White.**

**Available with a flat,  
Multi-Rib or R-Panel skirt. 10' Lengths.**

### WEATHER-TITE™ LP RIDGE VENT



The NEW WEATHER-TITE™ LP RIDGE VENT is a ventilation system designed for metal roofs. It is a low profile, weather-proof and pest-proof ridge vent designed to prevent moisture from entering a metal building structure. It's the easiest one-person installation for ridge vent systems for metal roofs.

**PROFILES AVAILABLE:  
MULTI-RIB      R-PANEL  
MAX-RIB      U-PANEL      MERIDIAN**

### SUN SKY™



### POLYCARBONATE SKYLIGHT PANELS\*

**PANEL PROFILE:  
MULTI-RIB, R-PANEL, MAX-RIB, U-PANEL**

**COLORS:  
SOFT WHITE, CLEAR & WHITE**

Fiberglass skylights also available!

**LENGTH: 12 FT.**

\*Colors not available in all panel profiles.

# SEALANTS & CLOSURES

## PANEL CLOSURES



AVAILABLE PROFILES: U-Panel, Multi-Rib, Max-Rib, Multi-V, Mega-Rib, Corrugated, Mini-Rib, R-Panel, Meridian & 5-V Crimp. Closure vents also available. Available with or without adhesive.

## PIPE FLASHING - DEKTITE®

DEKTITE® Pipe Flashing is available in a variety of diameters and heights. See your nearest Metal Mart.



DESCRIPTION	PIPE EXTERNAL Ø		PITCH	BASE SIZE	
	mm	inch		mm	inch
Dektite Combo 1	5 - 60mm	1/4 - 2 1/2"	0 - 40°	139 x 139	5 1/2 x 5 1/2"
Dektite Combo 2	45 - 85mm	1 3/4 - 3 1/4"	0 - 40°	177 x 177	7 x 7"
Dektite Combo 3	5 - 127mm	1/4 - 5"	0 - 40°	218 x 218	8 1/2 x 8 1/2"
Dektite Combo 4	75 - 175mm	3 - 7"	0 - 40°	285 x 285	11 1/4 x 11 1/4"
Dektite Combo 5	108 - 190mm	4 1/4 - 7 1/2"	0 - 40°	365 x 365	14 1/4 x 14 1/4"
Dektite Combo 6	125 - 230mm	5 - 9"	0 - 40°	365 x 365	14 1/4 x 14 1/4"
Dektite Combo 7	150 - 280mm	6 - 11"	0 - 40°	454 x 454	17 3/4 x 17 3/4"
Dektite Combo 8	175 - 330mm	7 - 13"	0 - 40°	454 x 454	17 3/4 x 17 3/4"
Dektite Combo 9	240 - 503mm	9 1/2 - 20"	0 - 40°	685 x 685	27 x 27"
Dektite Combo 10	400 - 750mm	16 - 29 1/2"		995 x 965	39 1/4 x 38"
Combo Clips Twin	25 Twins				


Flexible, Weather Resistant, E.P.D.M., Pipe Flashing Systems

- 30°F to 250°F continuous service temperature range
- Approved by all major metal building manufacturers

## SEALANTS

### UNIVERSAL CLOSURE

Use where sheeting is cut diagonally.  
1" x 1-1/2" x 50'  
1-1/2" x 1-1/2" x 50'



### SEALANT TAPE

Ensures the most leak-free seal between roof panels.  
3/32" x 3/8" x 45'  
3/32" x 1" x 45'



### CAULK SEALANT

Use where needed on trim & flashing to prevent leaks. Available in clear & all standard panel colors.





# INSULATION

## FIBERGLASS INSULATION & ACCESSORIES

### DESCRIPTION:

2" Wire Mesh Poultry Netting  
 3" White Reinforced Vinyl Back\*, R10, UL Approved  
 4" White Reinforced Vinyl Back\*, R13, UL Approved  
 6" White Reinforced Vinyl Back\*, R19, UL Approved  
 Reinforced White Vinyl Patch Tape  
 Double Sided Tape for insulation to purlin attachment

### ROLL SIZES:

6' x 150'  
 4' x 100' Rolls or 6' x 100'  
 4' x 100' Rolls or 6' x 100'  
 4' x 100' or 6' x 100'  
 3" x 150'  
 1-1/2" x 180'



Cut to length, job packs available by special order

## NEW D.I. ARMORFLECT REFLECTIVE INSULATION

ArmorFlect is a reflective insulation barrier used to reduce the radiant heat transfer in a building. While the 99% pure aluminum facing effectively reflects 97% of the radiant heat transfer, the 1/2" fiberglass core and reinforced scrim facings combine to provide a durable and aesthetic moisture retarder.

### DESCRIPTION:

Reinforced White Vinyl

### SIZES:

4' x 100, 1/2 in. thick  
 6' x 100, 1/2 in. thick

### R Values

Heat Flow Down R-10.3  
 Heat Flow Up R-8.4  
 Heat Flow Horizontal R-9.1

Reinforced 99%  
 Aluminum Foil

6' x 100, 1/2 in. thick

Heat Flow Down R-11.9 Heat  
 Flow Up R-9.3  
 Heat Flow Horizontal R-10.5



## LOW-E REFLECTIVE INSULATION

- Constructed with a core of polyethylene foam bonded to two exterior faces of 99.4% pure, highly polished aluminum
- Class A, Class 1 Fire Rating
- Insect Resistant
- Seals tight around fasteners

### DESCRIPTION:

White Face/Silver Back

### R Values

ASTM C-976  
 Down 8.33 (Up 6.14)  
 Horizontal 7.00

### SIZES:

6' x 84'

Silver Face/Silver Back

Down 11.04 (Up 7.39)  
 Horizontal 8.55

6' x 84'



# DOORS & WINDOWS



## WALK DOORS\*

### WHITE EMBOSSED ENTRY DOORS

With 3-pc reversible frame with lockset

#### DOOR SIZE

3'w X 7'h

4'w X 7'h

6'w X 7'h

#### FRAME SIZE

4 1/4" X • 6 1/4" • 8 1/4"

4 1/4" X • 6 1/4" • 8 1/4"

4 1/4" X • 6 1/4" • 8 1/4"

## WHITE ENTRY DOORS

Pre-hung reversible door with lockset

#### DOOR SIZE

3'w X 6'8"h

4'w X 6'8"h



## ROLL-UP DOORS\*

Off-white color. Other sizes and colors available by special order

#### DESCRIPTION

4'w X 6'8"h Roll-up Door


8'w X 8'h Roll-up Door

10'w X 8'h Roll-up Door

10'w X 10'h Roll-up Door

12'w X 10'h Roll-up Door

12'w X 12'h Roll-up Door



## WINDOWS\*


Other sizes available by special order

#### DESCRIPTION

6030 Horizontal Slider

3030 Horizontal Slider

includes 1/2 screen



## SLIDING DOOR TRACK HARDWARE

- Heavy Duty 14 ga. Round Door Track in 8', 10', 12' Lengths
- Door Track Splice Collars
- Trolley Hangers
- Installation Hardware

\*Non-rated for wind loads. Wind rated walk doors and roll-up doors may be available by special order. The integrity of the building is dependent on the exterior doors and windows meeting or exceeding the building rated wind loads.

# ACCESSORIES

1/4" Magnetic Hex Socket  
 5/16" Magnetic Hex Socket  
 3/8" Magnetic Hex Socket



Touch-up paint  
 Available in all standard colors.

Rust Inhibiting Metal Coating  
 Red Primer - 5 Gallons  
 Red Primer - 1 Gallon  
 Red Primer - 23 oz. Spray



Wiss Aviation Tin Snips  
 Straight Cut  
 Right Cut  
 Left Cut

Tenryu Steel-Pro Cutting Blade  
 Fits 7-1/4" circular saws. Good for cutting sheet steel, metal studs, steel pipe, channel and other mild steel.



Sheet Metal Drill Bits  
 1/8", 3/16", 5/16",  
 3/8", 1/2", 9/16"

Non-Slip Panel Protector  
 Available in 2' x 60' rolls  
 or by the foot.



7-1/4" Metal Cutting Blade  
 Fits all 7-1/4" circular saws. Used for cutting flat and corrugated sheet steel and bar stock.



14" Abrasive Cutting Blade  
 Fits all 14" chop saws with 1" arbor.  
 Cuts structural metal, angle iron and other ferrous metals.

Vice Grip Sheet Metal Tool  
 3-1/8" width locking jaws.  
 Excellent for trim fabrication.



Vice Grip Locking C-Clamp

Hemming Tool



Truck Ratchet Tie Downs  
 2" x 50' 10,000# web.

## CUSTOM SHEET METAL TOOLS





# POWER TOOLS

TOP BRAND QUALITY POWER TOOLS TO GET THE JOB DONE RIGHT

## DEWALT HEAVY DUTY ALL-PURPOSE SCREWDRIVER

6.2 Amps, 0-2500 rpm  
Two Finger Soft Grip Trigger Switch



## DW870: DEWALT 355MM HEAVY DUTY CHOP SAW

15.0 Amps, 120V AC/DC  
3,800 rpm, 100% Ball & Roller Bearings, Pivoting Fence Spindle Lock  
Quick Lock Vise includes 14" Abrasive Wheel & Wrench



## CN-165A: HITACHI NIBBLER



Capacity - 16 ga. Mild steel  
- 20 ga. Stainless  
Power Source - 120V AC  
Cutting Speed - 5.5 ft./min.  
Tool Weight - 3.5 lbs.

## RSS-636-2: FEIN ELECTRIC NIBBLER



Capacity - 18 ga. Mild Steel  
- 20 ga. Stainless  
Power Source - 120V AC  
Cutting Speed - 5.6 ft./min.  
Tool Weight - 3.5 lbs.

## K-200: KETT POWER SHEAR

Capacity - 18 ga. Mild Steel  
- 20 ga. Stainless  
RPM - 2500  
Power Source - 120V AC  
Length - 13.5"  
Tool Weight - 4 lbs.



## MALCO® TURBO SHEAR HD

- ›18 GA. CAPACITY
- ›ONE-HANDED OPERATION (CLAMP IS STANDARD)

INSTANTLY MAKE YOUR DRILL INTO A POWER SHEAR!

# HEAVY DUTY CARPORTS

## 20' X 20' CARPORT PACKAGES

### PACKAGE A:

- 3" 14 Gauge Square Tubing Posts
- 6" 14 Gauge Purlins & Receiver Channel
- 26 Gauge Commodity Roof Panels
- Does Not Include Trim

### PACKAGE B:

- 4" 14 Gauge Square Tubing Posts
- 6" 14 Gauge Purlins & Receiver Channel
- 26 Gauge Commodity Roof Panels
- Does Not Include Trim

### PACKAGE C:

- 4" 14 Gauge Square Tubing Posts
- 8" 14 Gauge Purlins & Receiver Channel
- 26 Gauge Commodity Roof Panels
- Does Not Include Trim

### PACKAGE D:

- 4" Galvanized Posts
- 8" Galvanized Purlin & Receiver Channel
- 26 Gauge Commodity Roof Panels
- Does Not Include Trim

### BENEFITS

- Protects your vehicles from the harmful effects of sun, rain and hail
- Heavy duty steel construction
- Easy screw together framing connections using basic construction tools
- No welding required
- Roof panels in a variety of colors
- Trim packages available in a variety of colors
- Other sizes available

### DOES NOT INCLUDE INSTALLATION!

All packages include four 10 ft. posts and self-drilling fasteners. Other sizes available. See your local Metal Mart store for details.

Note: These are not engineered structures but they have provided excellent results in numerous applications. Check your local building codes before purchasing.




# HARDWARE

SPRING TUBE LATCH



SPRING LATCH WITH RUBBER GRIP



SPRING LATCH



SLAM ACTION GATE LATCH



STALL LATCH



BAR GATE LATCH



LOCKABLE BAR GATE LATCH



BARREL HINGE WITH WELD PLATE




BULLET HINGE



FLAG DOUBLE WRAP HINGE



FLAT HINGE



ROUND HINGE



SQUARE HINGE



WINGED HINGE



GATE STRIKER PLATE



WIRE GRIPPER



J BOLTS & LAG BOLTS



CAST IRON V WHEELS



V WHEEL BOX



PIPE GUIDES



OTHER HARDWARE ITEMS AVAILABLE!



# STORE POLICIES

## SPECIAL ORDERS

Items in this catalog may not be in stock at all stores. Non-stock special orders require a minimum 25% down payment. Unpaid balance is due upon receipt of material. Due to space concerns, special orders not picked up within 30 days of certified mail notification will be sold and any monies on deposit will be forfeited. Metal Mart is not responsible for weather or storage damage on special orders not picked up within 5 days of receipt at our store. Local building code compliance is the sole responsibility of the customer. Metal Mart makes every effort to comply with scheduled deliveries, but will not be held responsible for any loss or damages resulting from unforeseen delivery delays.

## RETURN MERCHANDISE POLICY

Items may sometimes be returned within 60 days if it is in its original condition, accompanied by an original sales receipt, and its suitability for resale accepted by the store manager. There will be a restocking charge on all returns with the amount to be determined by the local store manager. Refunds over \$50 must be sent from our corporate accounting office. There are no returns on special trim.

## WARRANTIES

Warranted panels come with a 5, 20, 30, or 40 year limited finish warranty. Proper storage, handling and installation procedures must be followed. Failure to do so may void warranty. All non-warranted panels are sold as is, with no warranty expressed or implied. No warranty claim will be processed without the original purchase invoice. Consult your local Store Manager for specific details.

## TERMS

We are essentially a cash-and-carry business, however, we welcome Visa, MasterCard, American Express and Discover credit cards. Personalized checks, with proper identification, will be accepted from established customers. Checks in excess of certain amounts will have to be verified. No two-party or temporary checks will be accepted. Credit account applications are available from your local Store Manager. Prices and product specifications in this catalog are subject to change.

## PACKAGING CHARGES

There will be a minimum charge of \$3.00 when a store bands your material. When more than three bands are used, each additional band required is \$1.00. If wood blocking is used, there will be an additional charge of \$1.00 per block. These charges will be waived on orders in excess of \$2,500.

## COUNT DISCREPANCIES

Metal Mart personnel makes every effort to fill your order as accurately as possible, but the intricate nesting of panels and purlins can create occasional shortages and overages. We encourage every customer to double check our counts to verify accuracy. Once a load leaves our yard, the sale is final and there are no adjustments.

## LOADING

Material loading is provided as a courtesy to our customers. Metal Mart is in no way responsible for the road worthiness of our customer's vehicles or trailers. Once material is loaded, it is your responsibility for transporting your purchase safely. Metal Mart does not tie down loads so bring your own tie downs.

## PANEL SHEARING

Metal Mart uses a hydraulic panel cutter in most locations. These cutters are used to straight cut custom lengths from stock length panels. Please allow 1/4" dimension tolerance when utilizing this service. Panels may be special ordered cut to length when closer tolerances are required.

## CONTRACTOR REFERRALS

Metal Mart is a supplier of materials only. Metal Mart does not engage in, nor is responsible for, the general contracting or proper installation of any materials. Metal Mart does not endorse or recommend specific contractors for installation, nor does Metal Mart guarantee the work of any person. Any contractor's names provided by Metal Mart are offered only as a convenience to our customers, and we strongly suggest checking references before selecting a contractor.

## PRICE QUOTE & MATERIAL CALCULATIONS

Price quotes and material calculations are provided free of charge to our customers. Due to steel industry cost changes, prices are good for 30 days ONLY. It is the customer's responsibility to verify calculated material quantities. Quotes are for materials listed and any additional materials needed are the customer's responsibility.

# ATTENTION CONTRACTORS

## WHAT CAN WE DO FOR YOU?

- Contractor Status: You are professionals; you know what you need and how to install it. You make repeat purchases and you work even when the weather is bad. Your business is critical to the success of our business, and when you flourish we flourish.
- In-Stock Inventory: We carry an extensive inventory of the products that you need to complete your jobs. On non-inventory items we have short lead times. We will even cater our inventory to help meet your needs.
- Engineered Bolt-Up Buildings: We offer a complete line of professionally engineered bolt together steel buildings designed and fabricated specifically to meet your needs. These buildings are fabricated in our company owned fabrication facility that is devoted exclusively to our in-house buildings. We offer some of the shortest lead times anywhere for custom size buildings.
- In-House Trim Shop: We have the latest trim manufacturing equipment, and stock a variety of flat sheets to fill all of your trim and flashing needs. We can do it fast, with some trim orders filled while you wait, and most trim orders filled in 24 hours or less!
- Job Leads: Metal Mart is not in the construction business, but we frequently have customers that need the materials that we sell installed. We can include you on our list of installation professionals that we provide our customers. These are highly productive and qualified leads that will get you work. We are not involved in the pricing of the labor or the scheduling of the work, so you control your own business.
- Credit & Job Accounts: Metal Mart offers credit accounts and job accounts for creditworthy customers. Credit applications are available at our stores and are processed through our Retail Credit Department.
- Product Variety: We have access to more panel profiles, gauges, widths, paint systems, framing materials and accessories than anyone in our industry.
- 100 Count Fastener Quantities: Most suppliers offer fasteners in only 250 count quantities, but Metal Mart offers all fasteners in 100 count bags. This reduces waste, is easier for the installer and saves you money.
- Sourcing Special Products: We have the contacts and buying power to source any special or unique products that are not readily available. Let us save you the time and aggravation of searching for these products or services.
- Engineering Services: Our Tech Services Department can provide you with designs and drawings for a variety of different projects.
- Panel Shearing: We have profile panel shears that allow us to cut to length panels from our stock inventory to your specific needs. You buy the stock length, and we will shear it to your length requirement!
- Packaging Charges: Unlike some in our industry, the sum of our material price is the price that you pay. We have no hidden packaging fees or other surcharges.
- Warranties: When you purchase a warranted panel, you can receive a signed warranty from the Store Manager at the time of purchase.

# ATTENTION BARGAIN HUNTERS!

## DISCOUNT MATERIALS SECONDS & THIRDS

From time to time, Metal Mart has material available at discounted prices. This can include panels, purlin, trim or accessory items. This material is called seconds or thirds depending on its condition and/or origin.

Seconds are typically products that are rejected due to some imperfection that prevents them from being sold as prime material. In some instances, seconds are actually prime material that is leftover material from a non-standard product or is a closeout item. Thirds are products that are rejected at the time of manufacturing in our plants usually due to cosmetic or tolerance issues.

This material is sold as is with no warranty or guarantee of any kind, but does provide an excellent low cost alternative for projects where appearance or longevity is not critical.

Be sure to ask your local Metal Mart store manager for details.

VIEW ONLINE BARGAIN BOARD AT: [www.metalmarts.com/bargain-boards](http://www.metalmarts.com/bargain-boards)

# 45 LOCATIONS TO SERVE YOU!



## ARKANSAS

**Fort Smith**  
800-497-7129  
**Jonesboro**  
800-950-6102  
**Little Rock**  
877-895-5883  
**Mayflower**  
800-677-2506  
**Pine Bluff**  
800-824-7170

## COLORADO

**Colorado Springs**  
866-613-1747  
**Commerce City (Denver)**  
877-820-4854  
**Pueblo**  
866-705-4591

## LOUISIANA

**Gonzales**  
888-207-1950  
**Carencro (Lafayette)**  
800-677-7535  
**Lake Charles**  
800-287-0367  
**Monroe**  
866-845-0830  
**Bossier City**  
318-747-8000

## NEW MEXICO

**Albuquerque**  
800-825-3634

## TEXAS

**Clyde (Abilene)**  
800-677-2502  
**Alvin**  
855-477-6274  
**Athens**  
800-323-0231  
**Buda (Austin)**  
800-677-2501  
**Amarillo**  
800-677-2519  
**Vidor (Beaumont)**  
800-677-2513  
**Belton**  
866-451-5144  
**Boerne**  
866-883-4742

## **Bryan**

800-677-2508

## **Burleson**

877-292-5308

## **Burnet**

800-301-8158

## **Conroe**

800-677-2615

## **Mathis (Corpus Christi)**

800-677-0632

## **Fairfield**

888-509-5383

## **Weatherford (Fort Worth)**

800-677-2504

## **Gainesville**

800-677-2514

## **Caddo Mills (Greenville)**

866-284-5790

## **Longview**

866-328-1357

## **Lubbock**

800-677-2710

## **Lufkin**

800-677-2517

## **McAllen**

855-813-9388

## **Merkel (Abilene)**

844-725-2498

## **Reno (Paris)**

800-677-2925

## **Ponder**

877-861-9951

## **Schertz (San Antonio)**

800-677-2516

## **Taylor (Austin)**

512-352-6310

## **Texarkana**

866-428-0646

## **Victoria**

800-677-2428

## **Bellmead (Waco)**

888-524-0335

## **Waxahachie**

800-677-2503

## **Wichita Falls**

800-677-2598

NEW LOCATIONS COMING SOON!

[WWW.METALMARTS.COM](http://WWW.METALMARTS.COM)